

Desirable Places to Plant a Tree


Southern Manhattan - Community Boards 1 - 6

Legend

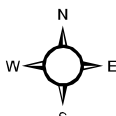
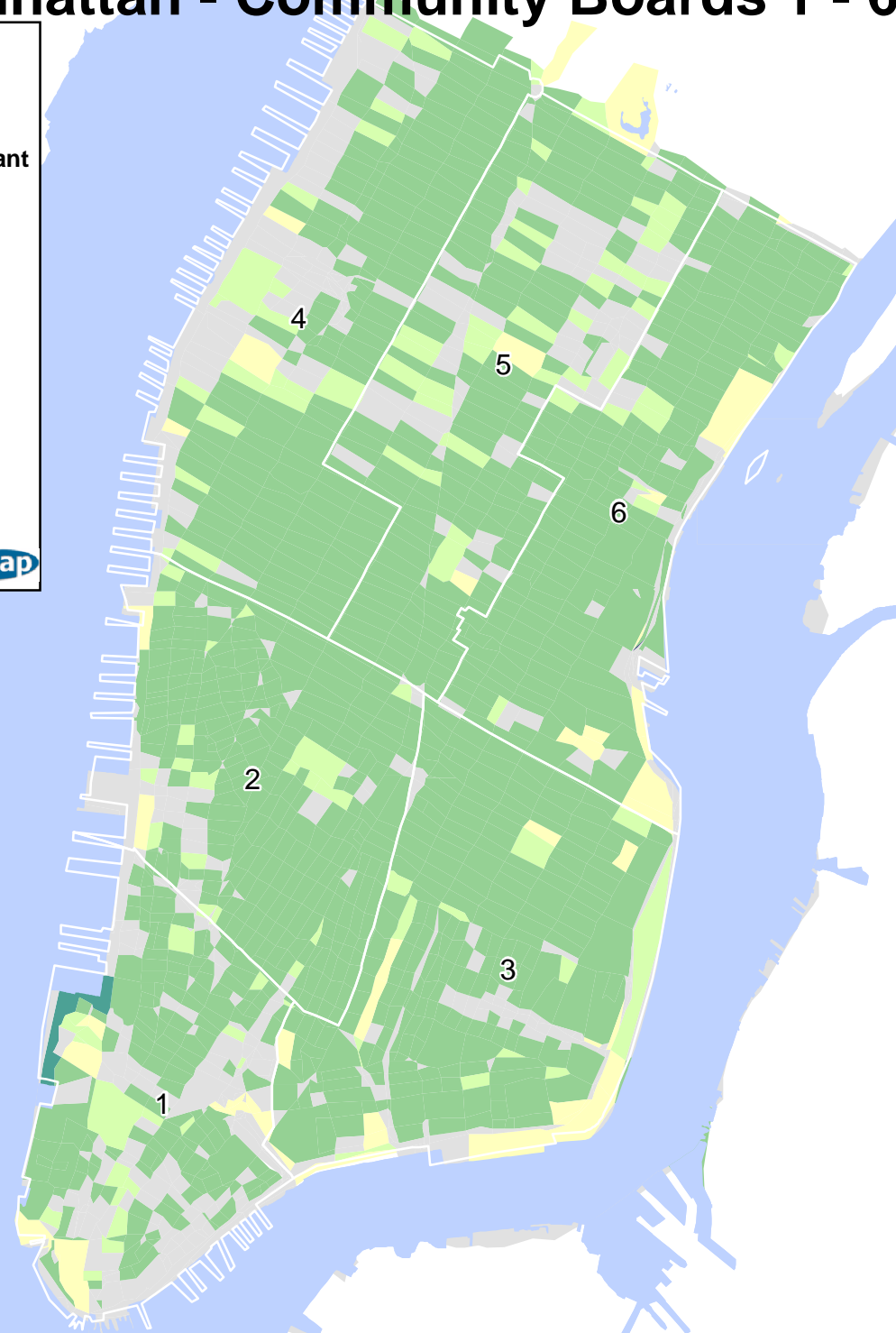
Planting Index
 100 = most desirable place to plant

| |
|-------------------|
| 0 |
| 0.01 - 15 |
| 15.01 - 30 |
| 30.01 - 40 |
| 40.01 - 50 |
| 50.01 - 60 |
| 60.01 - 69.999994 |

water



0 0.5 1 Miles

Criteria used to determine the Planting Index:

- 1) Population density - the greater the population density, the greater the priority for tree planting
- 2) Tree stocking levels - the lower the tree stocking level (percent of available greenspace that is occupied by tree canopies) the greater the priority for tree planting
- 3) Tree cover per capita - the lower the amount of tree canopy cover per capita, the greater the priority for tree planting

Source: USDA Forest Service, Northeastern Research Station, 2002

